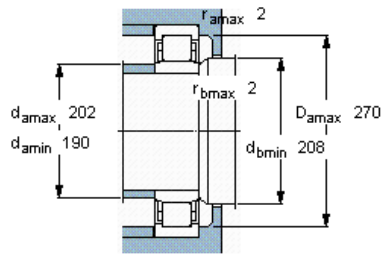
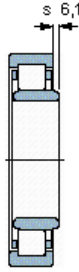
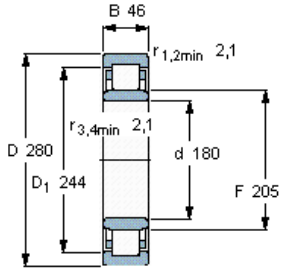
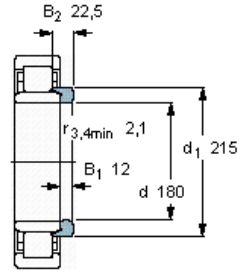


Cylindrical roller bearings, single row

Principal dimensions			Basic load ratings		Designation	Angle ring
d	D	B	dynamic C	static C0	* SKF Explorer bearing	Designation
mm			kN		-	-
180	280	46	336	475	NU 1036 ML	HJ 1036



Calculation factors
 k_r 0,1
 e 0,2 γ 0



HJ 1036
 Mass kg 1,25